

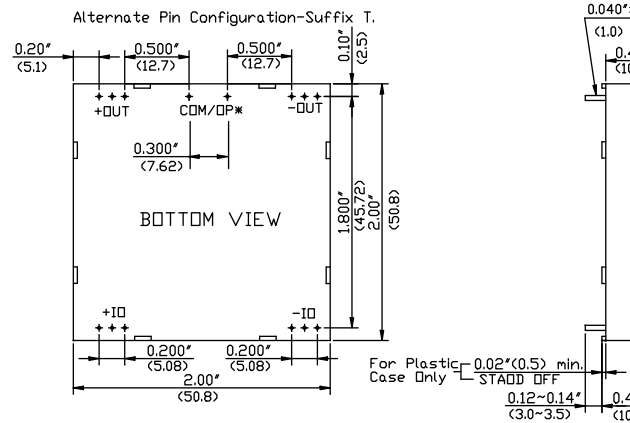
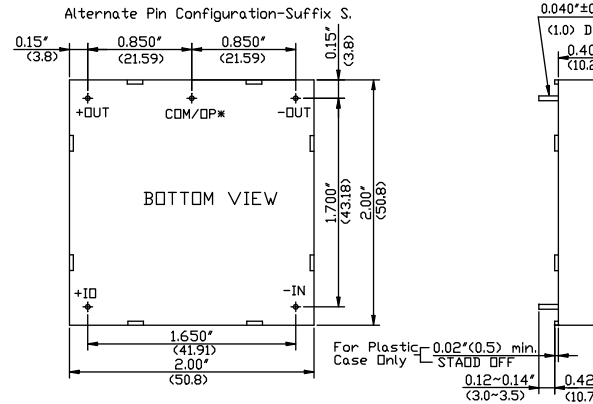
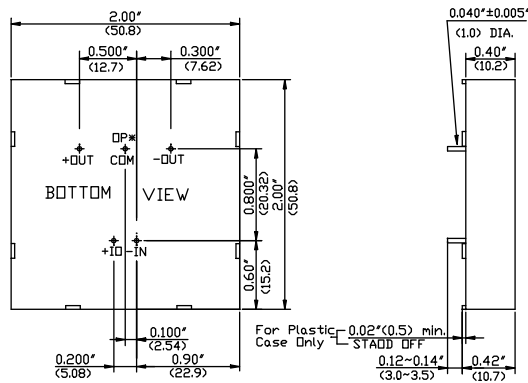
MODEL NUMBER	INPUT VOLTAGE	OUTPUT VOLTAGE	OUTPUT CURRENT	INPUT CURRENT		CASE	ALT ¹ PIN OUT
				NO LOAD	FULL LOAD		
UM401	5 VDC	5 VDC	1000mA	60mA	1650mA	C	S, T
UM402		12 VDC	470mA	80mA	1750mA		
UM403		15 VDC	400mA	85mA	1800mA		
UM404		± 12 VDC	± 230mA	130mA	1700mA		
UM405		± 15 VDC	± 190mA	130mA	1700mA		
UM406	12 VDC	5 VDC	1000mA	40mA	690mA	C	S, T
UM407		12 VDC	470mA	50mA	710mA		
UM408		15 VDC	400mA	40mA	750mA		
UM409		± 12 VDC	± 230mA	60mA	710mA		
UM410		± 15 VDC	± 190mA	60mA	710mA		
UM411	24 VDC	5 VDC	1000mA	25mA	350mA	C	S, T
UM412		12 VDC	470mA	25mA	360mA		
UM413		15 VDC	400mA	25mA	370mA		
UM414		± 12 VDC	± 230mA	25mA	360mA		
UM415		± 15 VDC	± 190mA	35mA	360mA		
UM416	28 VDC	5 VDC	1000mA	25mA	290mA	C	S, T
UM417		12 VDC	470mA	25mA	300mA		
UM418		15 VDC	400mA	25mA	310mA		
UM419		± 12 VDC	± 230mA	30mA	300mA		
UM420		± 15 VDC	± 190mA	30mA	300mA		
UM421	48 VDC	5 VDC	1000mA	20mA	170mA	C	S, T
UM422		12 VDC	470mA	20mA	170mA		
UM423		15 VDC	400mA	20mA	180mA		
UM424		± 12 VDC	± 230mA	25mA	170mA		
UM425		± 15 VDC	± 190mA	25mA	170mA		

NOTE:

1. Alternate pin-out version. If available are designated by suffixes.

For example, UM401 is also available as UM401S and UM401T.

CASE C



*NP(NO PIN)ON SINGLE OUTPUT MODELS

All dimensions in inches(mm)

Tolerances .xx = ± 0.02

.xxx = ± 0.010